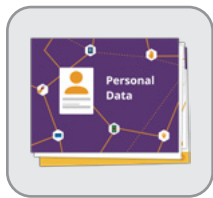


Information Security Collection

Equip your employees to protect company information with Broadcat's practical—and completely customizable—communication and training tools. The global-friendly materials in this collection work both online and offline to help you cut through the clutter and meet employees where they are.



STARTER PACK



Module: Personal data & privacy

This module describes how to properly collect, use, store, and destroy personal data that employees handle.



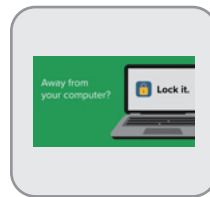
We protect our data

This infographic covers why data protection is a priority: it's the law, it's good business, customers expect it, and it's the right thing to do.



Working remotely? Protect your data!

This graphic neatly contrasts the DOs and DON'Ts of remote working, so employees are clear on how to protect company assets.



Away from your computer?

This graphic reminds your team that a computer, left alone, is a privacy breach waiting to happen.



Don't get fooled by email scammers

Email may seem old school, but phishing is still a top cybersecurity risk. This guide helps employees spot a phishing email.



If someone asks for your password, report it!

This graphic reminds your teams to never give their passwords over the phone and what to do if someone asks for it.



How to protect our data from imposters

This infographic highlights who scammers are likely to impersonate, the falsified documents they use, and what is needed to verify identity.



Lock it down

Use this graphic to show your folks how to protect your stuff—both physical and electronic—from intruders.



Is it confidential?

This flowchart helps employees determine if information is confidential, and what to do next.



Mark it, protect it


This graphic guide helps your employees label confidential documents, slides, and emails properly and consistently.

STARTER PACK



Finalizing, submitting, or storing company records?

This checklist helps employees keep good records without getting bogged down trying to remember what to do.




Report unattended information

This graphic reminds your employees to look out for unattended sensitive info, and what to do if they find it.



Notify privacy when mistakes happen

This infographic explains common scenarios to bring to the Privacy Team's attention—from everyday slip-ups to stuff employees find.



Information been stolen? Report it!

This graphic reminds employees that they shouldn't hide when something goes missing, but should raise their hand immediately.

EXPANSION PACK



4 Ways bad guys get your passwords

This guide helps your employees understand different ways password theft can happen and how to prevent it.



This is not where your password belongs

This graphic reminds your teams that passwords are secret and sticky notes are not.




Before you post (even privately) about work on social media

Use this checklist to help your employees assess whether to post information about work.




Piecing together confidential info

This graphic shows your employees what can happen if they post even a few pieces of confidential information.



Conference room combo

This graphic reminds employees to remove critical info on boards and papers throughout your office, especially in conference rooms.



Check the background before you share it

Use this graphic to remind employees that your company's private info can be exposed when they don't notice what's behind them.